

MARKET INSIGHTS FEB 2024

Green Lake

To prepare you to achieve your real estate goals, the information on Green Lake provides a snapshot of what's happening in the area. Better position your home for sale or prepare to make an offer on your next home by following the recent median sales prices of homes, find out how much inventory is currently available plus more of the most recent market data.

Avg. Days on Market

All Price Ranges

32

February 2024

79.6% from February 2023

Median Sales Price

All Price Ranges

\$960K

February 2024

+12.9% from February 2023

Price Range
\$345K-2.3M

Average Sales Price
\$1,138,000 + 37.3%

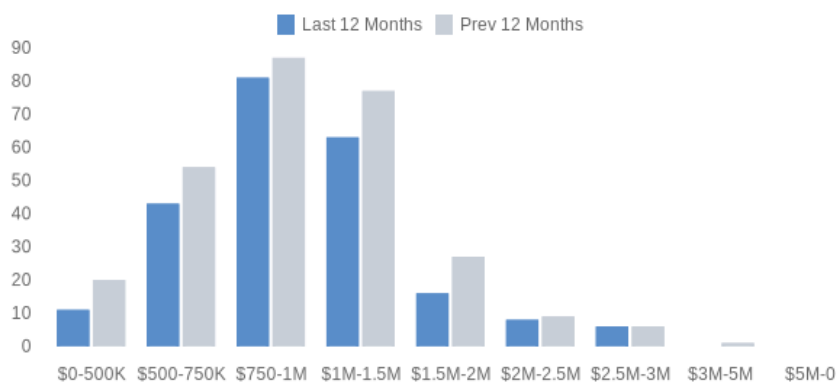
Avg. Price/Sq. Ft.
\$607/Sq. Ft. + 7%

Monthly Neighborhood Statistics

Want more? Request for monthly email updates on the neighborhoods you care about.

Homes Sold By Price Range

Green Lake / February 2024



Brought to you by
**Realogics Sothebys
International Realty**
O: 206.538.0730
info@rsir.com
www.rsir.com

Realogics | Sotheby's
INTERNATIONAL REALTY

Green Lake

What kind of Market is it?

Seller Market



- 69.7% from February 2023

Months of Supply is the estimated time to sell all current listing inventory at the current sales rate if no other properties came on the market.

2023
Seller's market: less than 4 months of supply
Neutral market: 4-6 months of supply
Buyer's Market: More than 6 months of supply.

Total Homes Sold

All Price Ranges

17

February 2024

+ 70% from February 2023

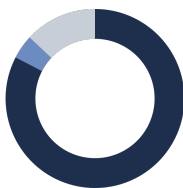
% of Asking Price

All Price Ranges

103%

February 2024

+ 4% from February 2023



Total Monthly Inventory

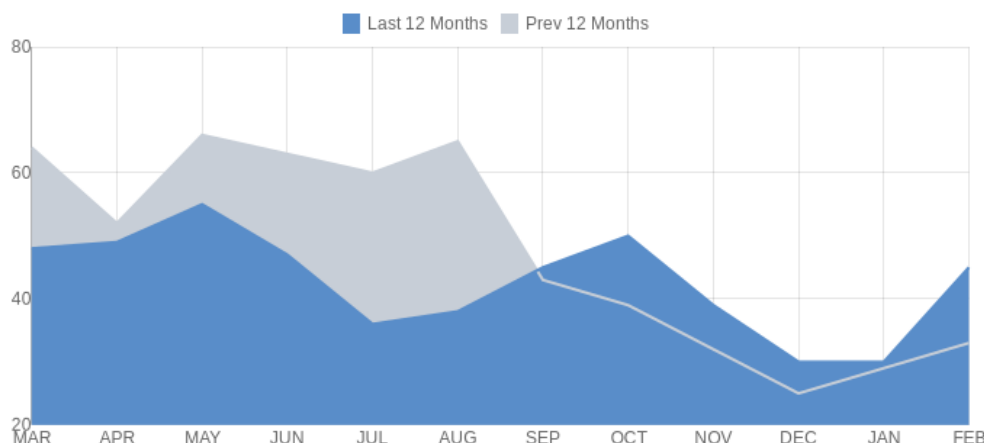
February 2024

51 Total Units

- 45 All Residential Homes
- 38 Single Family Homes
- 2 Condominiums
- 6 Vacant Land

Monthly Supply of Inventory

Green Lake / February 2024



Brought to you by
**Realogics Sothebys
International Realty**
O: 206.538.0730
info@rsir.com
www.rsir.com

Realogics | Sotheby's
INTERNATIONAL REALTY

